

Doctor of Economics Vasiljev A. V.
Institute of Economic and Socio-Cultural Research
(successor DESMC Academy of Sciences of Ukraine)

Rating socioeconomic civilizational responsibility

(given by the gross domestic product (GDP) in purchasing power parity (PPP) and the territory under the responsibility of the nation-state, taking into account the average conversion rate of freedom ranking property, labor and finance)

The article describes the reasons for the implementation of active regional integration policies and given an objective assessment of the effectiveness of the inter-state and national politics. The example shows how to develop a rating socioeconomic civilizational responsibility on the basis of the value of the gross domestic product, GDP PPP, given that the exploited area and freedom of activity, in terms of methodology, based on the law of conservation of labor, can dramatically raise the level of management decisions all the coordinating structures .

Keywords: the impact of labor, the gross domestic product, freedom of action, the exploited area, ranking social and economic civilization responsibility, regional integration, international integration, economics United States, Mexico and Canada

Currently, there are a lot of various ratings that are developed by non-governmental organizations. The main purpose of these, mostly expert, estimates give an objective picture of the management of national states in the development of industrial, intellectual and spiritual potential of the people historically associated with the development of a certain area.

One of the most recognized rating with a clear reference to the economic activity data is the International Monetary Fund (IMF), which calculates the gross domestic product (GDP) in purchasing power parity (PPP). This figure is quite objectively characterizes the strength of the national economy of the country involved in the world economy. And we have only recently come to occupy in this ranking is more or less objective position, reflecting the greater our desire to take its rightful place among the countries actively engaged in the international markets of goods and services (but this figure is, of course, only partially reflect the real economic potential of the CIS countries).

The second most important among experts assessing the pace of institutional reforms in the CIS countries, is considered an indicator of the American Research Center "Heritage Foundation» (The Heritage Foundation) and the newspaper The Wall Street Journal, which publishes an annual ranking of countries in terms of economic freedom. We have considered given their Index of Economic Freedom 2013 (Index of Economic Freedom 2013), as well as the method of its calculation. We agree that "between freedom of the economy and the success of its development there is a relationship that can be observed due to" their research. Especially, in our opinion deserve attention assessment of the three parameters of the composite index of economic freedom (of the ten analyzed), namely:

1. Property Rights.
6. Freedom to work.
10. Financial Freedom.

In our opinion, these figures in modern conditions, in fact, can be an expert to estimate by more or less objectively enough. We are deeply grateful to the experts for their work and objectivity. Thanks to their work we are able to bring to your attention today, we have developed rating socioeconomic civilizational responsibility, we felt it necessary to calculate, taking into account the territorial factor, not only reduced purchasing power parity (PPP) gross domestic product (GDP).

This is due to the fact that our experts are convinced of the need to take into account the scope of responsibility for the effective operation of the whole territorial complex involved or until saves peoples of nation-states. We consider our rating given, as a first step in a major research paper on a more objective assessment of the effectiveness of economic activity of the people and the leadership of the nation-state members of the United Nations under the program of state building.

This rating is as follows. Centre's gross domestic product (GDP) in purchasing power parity (PPP) adjusted (shown) on the territory (area of the country in square kilometers divided into 10 in the sixth degree and received the appropriate factor) taking into account the average of (average score divided by 100) three indicators of freedom of the American research Center "heritage Foundation» (The Heritage Foundation) and the newspaper The Wall Street Journal:










































1. Property Rights.
6. Freedom to work.
10. Financial Freedom.










































We received the following rating which we believe best reflects the cost of the nation-state, not only on the economy but also on the effective operation of the controlled area, for which people have historically responsible. Below is an excerpt from the rankings for 33 countries in the world.

In this ranking of the Republic of Kazakhstan occupies 21 seats, while the Russian Federation and China - 3 and 2 seats. This is in our opinion more in line with the actual situation than a simple rating of GDP at purchasing power parity (PPP), where the Russian Federation on the 5th place, and the Republic of Kazakhstan on 49 place.








We believe our approach is more objectively reflect the effectiveness of the guidelines for the management of socio-economic development with a focus on the future.

Country	Estimate socioeconomic civilizational responsibility in the above GDP in billion. Dollars around the grounds and degrees of freedom	The average level of freedom of property, labor and financial activities	Territory, in kW. km.	PPP GDP in billion dollars	Country
1. Соединённые Штаты Америки (США)	124675	83,5	(4) 9519431	15685	149312
2. Китайская Народная Республика	44886	37,5	(3) 9598962	12471	119696
3. Россия ^[2]	20752	36	(1) 17098242	3375	57645
4. Канада	12477	84	(2) 9976139	1489	14856
5. Япония	1189,9	70,1	(6) 377835	4491	1697,5
6. Бразилия	11216	55,7	(5) 8511965	2366	20137
7. Индия	10124	54,5	(7) 387590	4793	18578
8. Австралия	6830	87,8	(6) 7686850	1012	7779
9. Мексика	2253	43,6	(13) 1904556	1223	2848
10. Индонезия	1224	43,6	(14) 1904556	1223	2848
11. Франция ^[3]	867,6	66,8	(48) 547030	2355	1295
12. Германия	813,9	67,9	(62) 357021	3349	1194,8
13. Саудовская Аравия	777	53	(12) 2149690	682	1466
14. Гурция	520,2	51	(36) 780580	1306	1019,9
15. Испания	477,4	64,7	(51) 497304	1485	738
16. Великобритания	446,7	80,5	(78) 244820	2265	554,9
17. Южно-Африканская Республика	413,7	55,2	(24) 1219912	586	749
18. Аргентина	399	30,8	(8) 2766890	469	1297
19. Италия	381,7	54	(71) 301340	1981	596,3

20	 Колумбия	381,6	66,4	(25)1138910	505	575
21	 Казахстан	367	57,8	(9)2724900	(49)233	635
22	 Алжир	293	37,5	(10)2381740	328	781
23	 Перу	235	55,7	(19)1285220	328,1	421,6
24	 Чили	233,8	78	(37)756950	396	299,8
25	 Египет	214	39,4	(29)1001450	543	543,5
26	 Таиланд	205	62,6	(50)514000	655	327,5
27	 Нигерия	189,4	45,7	(31)923768	449	414,4
28	Польша	169,8	64,3	(69)312685	844	264,1
29	 Пакистан	163,5	39,3	(34)803940	518	415
30	 Швеция	139,4	74,5	(55)449964	416	187,2
31	 Малайзия	97,2	59,1	(65)329750	501	164,8
32	 Украина	75	36,6	(44) 603700	338	202,8
33	 Венесуэла	73	19,8	(32)912050	404	368,5
34	 Норвегия	66,2	64,9	324220	315	102
35	Филиппины	55,9	43,7	300000	427	128,1
36	 Ангола	52,3	33,2	1246700	127,1	158,4
37	 Румыния	52,1	61,2	237500	352	85,2
38	Финляндия	49,9	71,7	337030	207	68,7
39	 Судан	41	26,5	1886068	81,7	155
40	 Республика Корея	40,9	74	35980	1536	55,29
41	 Эфиопия	38	32,3	1127127	104	117
42	 Вьетнам	35,5	33,5	329560	323	106,2
43	 Иран	35	25	1648000	842	1388
44	 Новая Зеландия	33,3	88,2	268680	140	37,8
45	 Танзания	33,3	47,3	948087	74,3	70,4
46	 Марокко	32,9	43,3	446550	172	76,7
47	 Австрия	23,5	80	83858	367	29,4
48	 Нидерланды	22,72	76,2	41526	720	29,88
49	 Ливия	22,7	12,3	1759540	105	185
50	 Кения	20,1	45,7	582650	76	44
51	 Тайвань (КНР)	19,14	57,7	35980	929	33,44
52	 ОАЭ	18,9	60,8	82880	378	30,24
53	 Боливия	18,3	30,2	1098580	55,4	60,8
54	 Греция	16,1	44,03	131940	278,2	36,7
55	 Оман	16	63,6	309500	81,7	25,2
56	 Чехия	15,84	71,9	78866	277,9	22,23
57	Эквадор	15,6	36,3	283560	151	42,0
58	 Ботсвана	13,8	70	581730	34	19,7
59	 Монголия	13,5	56,4	1566600	15,3	24
60	 Венгрия	13,2	66,5	93030	214	20,26
61	 Ирак	13	23,3	437072	138	60,7
62	 Бангладеш	12,8	30,6	144000	291	41,9
63	 Португалия	12,66	53	92082	266	23,9
64	 Узбекистан	12	25,3	447400	107	47,8
65	Беларусь	11,9	38,9	207600	147	30,5

66	 Йемен	11,9	38,4	527970	59,4	31,3
67	 Швейцария	11,17	85,9	41290	416	13,08
69	 Ирландия	11,06	78,8	70273	196	13,7
70	 Камерун	10,8	45	475440	50,8	24,1
71	 Мали	10,2	44,9	1240000	18,4	22,8
72	 Демократическая Республика Конго	9,8	22,1	2345410	19,2	44,6
73	 Бельгия	9,33	73,2	30528	433	13,42
74	 Замбия	8,4	46	752614	24,1	18,1
75	 Тунис	8,2	46,7	163610	106	17,3
76	 Мозамбик	8,1	39,3	801590	25,8	20,7
77	 Дания	8,1	90,3	43094	211,3	9,08
78	 Чад	8	33,5	1284000	18,6	23,9
79	 Болгария	7,1	54,9	110910	116	12,9
80	 Гана	7	57,2	238540	51,9	12,3
81	Намибия	6,8	48,9	825418	16,9	13,9
82	 Сирия	6,75	29,6	185180	122	22,5
83	 Афганистан	6,6	25,3	647500	40,7	26,5
84	Уганда	6,5	56	236040	49,1	11,6
85	 Мадагаскар	5,9	45,8	587040	21,8	12,9
86	 Кот-д'Ивуар	5,7	40,3	322460	40,5	13
87	 Уругвай	5,6	59	176200	54,4	9,5
88	Нигер	5,3	36,5	1267000	11,4	14,4
89	 Словакия	4,96	64,1	48845	135	7,75
90	 Израиль	4,7	67,9	28292	224	6,72
91	 Шри-Ланка	4,45	46,9	65610	127	8,89
92	 Азербайджан	4,27	48,1	86600	98,8	8,89
93	 Мавритания	3,9	38,7	1030700	9,9	10,2
94	 Папуа — Новая Гвинея	3,8	41,1	463840	20,8	9,5
95	Туркменистан	3,7	13,7	491200	54,7	26,8
96	 Гватемала	3,54	42,9	108890	76,9	8,23
97	 Габон	3,3	47,7	267667	26,3	7
98	 Буркина-Фасо	3	45,5	274200	24,9	6,7
99	 Камбоджа	2,9	44,7	181040	37,1	6,7
100	 Панама	2,8	46,7	78200	63,2	5,98
101	 Конго	2,7	28,8	342000	27,7	9,4
102	 Литва	2,67	58,5	65200	70,1	4,55
103	 Сербия	2,65	53,4	77473	83,4	5,07
104	 Хорватия	2,64	47,4	56548	87,6	5,28
105	 Иордания	2,39	68,5	92300	38,8	3,49
106	 Сенегал	2	40	196190	26,7	5,2
107	 Непал	1,9	34,7	140800	40,8	5,7
108	 Коста-Рика	1,86	56,5	51100	62,2	3,11
109	 Латвия	1,79	68	64589	42,5	2,58
110	 Куба	1,62	13,3	109884	114	12,54
111	 Кувейт	1,62	54,2	17820	153	3,06

112	 Кыргызстан	1,4	52,9	198190	13,5	2,7
113	 Гвинея	1,3	41,3	245857	12,2	3
114	 Лаос	1,3	29,9	236800	19,4	4,5
115	 Грузия	1,25	65,9	69700	26,6	1,86
116	 Катар	1,22	61,1	11437	198,7	2,186
117	 Доминиканская Республика	1,15	22,1	48730	105	5,25
118	 Босния и Герцеговина	0,89	47,1	51129	35,4	1,77
119	 Исландия	0,86	69,3	103125	12	1,23
120	 Центральноафриканская Республика	0,8	32,6	622984	3,9	2,4
121	 Никарагуа	0,8	27,4	129494	24,4	3,1
122	 Таджикистан	0,7	31,8	143100	17,99	2,5
123	 Малави	0,7	49,6	118480	14,3	1,6
124	 Бенин	0,7	43,2	112620	15,9	1,8
125	 Словения	0,55	50,1	20253	55,2	1,104
126	 Либерия	0,5	32,4	111370	20,74	2,3
127	 Албания	0,43	49,3	28748	29,86	0,87
128	 Молдавия	0,38	46,3	33843	12,19	0,414
129	 Армения	0,348	59	29800	19,7	0,59
130	 Гайана	0,3	45,1	214870	2,7	0,6
131	 Суринам	0,3	49,2	163270	4,74	0,7
132	 Сингапур	0,206	87,1	692,7	328,3	0,229
133	 Экваториальная Гвинея	0,198	26,3	28051	22,3	0,66
134	 Ямайка	0,169	56,2	11500	21,1	0,3
135	 Бутан	0,15	58,1	47000	4,97	5,25
136	 Того	0,14	34,7	56785	6,98	0,39
137	 Гаити	0,124	31,2	27750	12,5	0,39
138	 Сьерра-Леоне	0,108	18,8	71740	8,13	0,57
139	 Эстония	1,08	73,6	45226	30,8	1,55
140	 Сальвадор	0,53	57,3	21040	44,5	0,89
141	 Ливан	0,35	45,7	10452	76,7	0,77
142	 Руанда	0,23	50,1	26538	15,5	0,465
143	 Гамбия	0,135	41	11300	30,06	0,33
144	 Багамские Острова	0,129	77,2	13940	11,8	0,168
145	 Кипр	0,128	64,2	9250	22,3	0,198
146	 Тринидад и Тобаго	0,124	62,2	5128	40,8	0,2
147	 Эритрея	0,1	28	121320	3,47	0,4
148	 Люксембург	0,098	69,6	2586	46,9	0,14
149	 Бурунди	0,078	38,8	27830	5,52	0,165
150	 Свазиленд	0,0645	50,1	17363	6,46	0,129
151	 Черногория	0,063	53,4	14026	8,82	0,126
152	 Республика Косово	0,063	35,9	10888	15,9	0,175

153	 Лесото	0,06	47,6	30355	4,03	0,132
154	 Фиджи	0,043	50	18270	4,32	0,086
155	 Белиз	0,036	50,5	22966	2,38	0,072
156	 Маврикий	0,03	70,4	2040	22,3	0,045
157	 Гвинея-Бисау	0,027	34,8	36120	1,98	0,08
158	 Джибути	0,0265	50	22000	2,39	0,053
160	 Соломоновы Острова	0,02	42,1	28450	1,72	0,052
161	 Восточный Тимор	0,012	40,4	14874	2,07	0,03
162	 Вануату	0,0066	45,9	12200	1,139	0,0137
163	 Кабо-Верде	0,0054	56,7	4033	2,19	0,009
164	 Мавритания	0,0048	38,7	1030	11,8	0,012
165	 Мальта	0,003	73,8	316	12,1	0,004
166	 Самоа	0,0017	56,8	2860	0,96	0,003
167	 Барбадос	0,00089	74,8	430	4,33	0,0012
168	 Сент-Люсия	0,00077	62,1	620	2,02	0,0012
169	 Коморы ^[5]	0,00058	33,4	1862	0,88	0,0018
170	 Сейшельы	0,00048	47,8	455	2,37	0,001
171	 Доминика	0,000357	52,9	754	0,91	0,000675
172	 Сент-Винсент и Гренадины	0,0003	57	389	1,33	0,0005
173	 Лихтенштейн	0,0002	26,6	160	3,2	0,0006
174	 Микронезия	0,00013	47,8	702	0,4	0,00028
175	 Сан-Томе и Принсипи	0,0001	27,5	1001	0,35	0,00035

In our opinion, these figures in modern conditions, in fact, can be an expert to estimate by more or less objectively enough. We are deeply grateful to the experts for their work and objectivity. Thanks to their work we are able to bring to your attention today, we have developed rating socioeconomic civilizational responsibility, we felt it necessary to calculate and taking into account the territorial factor, not only reduced purchasing power parity (PPP) gross domestic product (GDP).

























This is due to the fact that our experts are convinced of the need to take into account the scope of responsibility for the effective operation of the whole territorial complex involved or until saves peoples of nation-states. We consider our rating given, as a first step in a major research paper on a more objective assessment of the effectiveness of economic activity of the people and leadership of national states - members of the United Nations under the program of state building.

The effectiveness of our ranking and evaluation given terms of GDP (PPP) can be seen from the table of the EU, which is shown in the valuation of the effectiveness of the Common European Union (such as the state structure). Creation of the European Union's economic and social performance of civilization liability increased by 1,174 percent (!).

Europeans can actually see how many times, and most importantly how much increased real strength of the Union of European countries, the strength of which today more than in China (whose population is almost three times as much).

Table EU



Country	Estimate socioeconomic civilizational responsibility in the above billion. Dollars around the grounds and	The average level of freedom of property, labor and financial activities	Territory, in km.	PPP GDP in billion dollars
---------	---	--	-------------------	----------------------------

	degrees of freedom			
11 France ^[3]	867,6	66,8	<u>(48) 547030</u>	2355
12  Germany	813,9	67,9	<u>(62) 357021</u>	3349
15  Spain	477,4	64,7	<u>(51) 497304</u>	1485
16 United Kingdom	446,7	80,5	<u>(78) 244820</u>	2265
19  Italy	381,7	54	<u>(71) 301340</u>	1981
28 Poland	169,8	64,3	<u>(69) 312685</u>	844
30  Sweden	139,4	74,5	<u>(55) 449964</u>	416
37  Romania	52,1	61,2	237500	352
47  Austria	23,5	80	83858	367
48  Netherlands	22,72	76,2	41526	720
54  Greece	16,1	44,03	131940	278,2
56  Czech Republic	15,84	71,9	78866	277,9
60  Hungary	13,2	66,5	93030	214
63  Portugal	12,66	53	92082	266
73  Belgium	9,33	73,2	30528	433
77  Denmark	8,1	90,3	43094	211,3
79  Bulgaria	7,1	54,9	110910	116
89  Slovakia	4,96	64,1	48845	135
104  Croatia	2,64	47,4	56548	87,6
109  Latvia	1,79	68	64589	42,5
125  Slovenia	0,55	50,1	20253	55,2
139  Estonia	1,08	73,6	45226	30,8
145  Cyprus	0,128	64,2	9250	22,3
165*  Malta	0,003	73,8	316	12,1
102  Lithuania	2,67	58,5	65200	70,1
38 Finland	49,9	71,7	337030	207
148  Luxembourg	0,098	69,6	2586	46,9
69  Ireland	11,06	78,8	70273	196
	3552,1			
European Union (Ευρωπαϊός, EC)	45261,1	65	4 324 782	16 100
	On (181 % to GDP) & on 1174,2 %(!)			

But increases the efficiency of economic activity and the Americas. Integration association of the United States, Canada and Mexico also 35 percent more efficient than their work separately.

Table NAFTA

Country	Estimate socioeconomic civilizational responsibility in the above GDP in billion. Dollars around the grounds and degrees of	The average level of freedom of property, labor and financial activities	Territory, in kw. km.	PPP GDP in billion dollars

	freedom			
1. USA	124675	83,5	(4) 9519431	15685
4.  Canada	12477	84	(2) 9976139	1489
9.  Mexico	2253	43,6	(13) 1904556	1223
NAFTA	185937,6	80	21400126	18397
	On 35%			

Conclusion

The main conclusion on the results of the research lies in the fact that developed and tested method of calculating the reduced GDP in PPP terms, the grounds and to ensure freedom of action. First get the correct cost parameter, which allows you to objectively assess the prospects of development of integration processes, using generally accepted cost parameters and performance ratings of the leading experts and professionals.

List of references

1 Mau Works at 6 m. / V.A. Mau. - M.: in "Business" ANE, 2010 Volume 1: State and economy: the experience of economic policy. - 712.

2. Vasiljev A.V., Dmitriev, G.M., Grinevskaja N.P. et al. Study and analysis of the forms and methods of work of non-governmental organizations on the orientation of young workers to improve the technical and economic performance: Development of a system of improving the social structure of the collective Metallurgical Combine im. Illich: The final research report № [01860003010](#). - Zhdanov, ZhdMI, 1986 / Moscow, VSICentr, [1988 - 104](#) p.

3. Simon Kuznets – Prize Lecture (December 11, 1971) for FORUM "THE INDESTRUCTIBILITY of Intellectual- spiritual LABOR AS THE BASIS OF THE STEADY DEVELOPMENT OF ENVIRONMENT in XXI century" [<http://perso.wanadoo.es/derfonia.s.l./simonkuznets.htm>] ; <http://perso.wanadoo.es/derfonia.s.l./FORUM%202006%201.htm>] 2006.

4. Vasiljev A.V. et al. Rating socioeconomic civilizational responsibility [http://iescr-catholic.ucoz.de/publ/rejting_socialno_ekonomicheskoi_civilizacionnoj_otvetstvenosti/2-1-0-46] 2014.